



तमसो मा ज्योतिर्गमय

THE GYAN BHAIRAV GLOBAL SCHOOL

HARPUR, GUTHANI, SIWAN, BIHAR 841435

(Run by Gyan Bhairav Foundation registered under society act 1860, Govt. of Bihar)

Affiliated to Central Board of Secondary Education (C.B.S.E), New Delhi

www.gbgs.ac.in, gbglobalschool@gmail.com

School No –65832

CBSE Affiliation No-330835

SUMMER VACATION HOME-WORK

2023-24

CLASS-PREP-II

Student's Name		Adm.No.	
Father's Name		Roll. No.	
Mother's Name		Date of Submission	

Dear Children,

Summer Vacation is synonymous with fun and frolic, going for picnics, playing for long hours, exploring new places and much more.....But, dear children, there is a lot more you can do to make your vacation more interesting and meaningful. We have planned some interesting activities for you. So get ready to enjoy your summer vacation! Here is an "ACTIVITY TREASURE BOX" for you.

All the best and have FUN! When the school reopens bring back your TREASURE, to go through it will be our PLEASURE!

प्रिय बच्चों,

शुभकामनाएं !!

गर्मी की छुट्टी मौज-मस्ती का पर्याय है, पिकनिक के लिए जाना, लंबे समय तक खेलना, नई जगहों की खोज करना और बहुत कुछ ... लेकिन, प्यारे बच्चों, अपनी छुट्टियों को और अधिक रोचक और सार्थक बनाने के लिए आप और भी बहुत कुछ कर सकते हैं। हमने आपके लिए कुछ रोचक गतिविधियों की योजना बनाई है। तो तैयार हो जाइए अपनी गर्मी की छुट्टियों का लुत्फ उठाने के लिए! यहां आपके लिए एक "गतिविधि खजाना बॉक्स" है।

जिसे समय बद्ध होकर पूरा करें। विद्यालय के पुनः खुलने पर खजाना वापस लाएं, आपके द्वारा इसे पूरा करने पर हमें बेहद खुशी होगी।

Subject- MATHS

- 1) Learn table 2 to 15.
- 2) Write table 2 to 15 on chart paper.
- 3) Color the biggest number in row.

A) 14	35	11	20
B) 18	2	10	36
C) 12	14	9	1
D) 26	13	19	11
- 4) Learn and write numbers name 1 to 50 on chart paper.
- 5) Addition

A) $2 + 2 =$	F) $7 + 6 =$
B) $3 + 5 =$	G) $7 + 5 =$
C) $4 + 5 =$	H) $5 + 1 =$
D) $9 + 2 =$	I) $8 + 6 =$
E) $10 + 5 =$	J) $7 + 2 =$

Subject- ENGLISH

- 1) English activity Book - Do page no -23, 24, 25, 26 and 27.
- 2) English (small letters) practice activities - write 10 pages writing.
- 3) Learn alphabet three - three words A to z.
- 4) Write the vowels and consonants (10 times) on the chart paper.
- 5) Write 10 words with 'a' sound.
- 6) Write 10 words with 'i' sound.
- 7) Read page number - 8, 9, 10, 11 and 12 in English skylights book.
- 8) Write small and capital alphabet.
- 9) English poem - learn poem of page number 2, 3.

Subject- E.V.S.

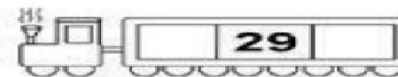

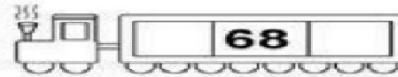







- 1) Learn and write 10 flowers name.
- 2) Learn 10 classroom articles.
- 3) Learn and write 10 fruits name.
- 4) Learn 10 vegetables name.
- 5) Draw picture of 10 vegetables and 10 fruits and write their names on chart paper.
- 6) Learn parts of body name.
- 7) Learn months name and days name with spelling.

Subject- ART

- 1) Art & craft book: Do page number 10, 11, 12, 13 and 14.
- 2) Draw a picture of mango and color it on chart paper.
- 2) Hindi poem- learn poem of page number 17, and 18.

Mathematics Worksheet

Write the numbers that come before and after.



EVS Worksheet

Match the words with the correct pictures.

Kitchen ●



Bathroom ●



Living room ●



Garage ●



Bedroom ●













Mathematics Worksheet

Name: _____

Counting Jellybeans


Count the jellybeans and color how many.



	10		17		14
	13		16		15
	12		18		13
	19		15		10
	18		14		15
	17		12		11
	19		18		13
	20		15		12
	16		16		10

Mathematics Worksheet

Colour the tall animal:



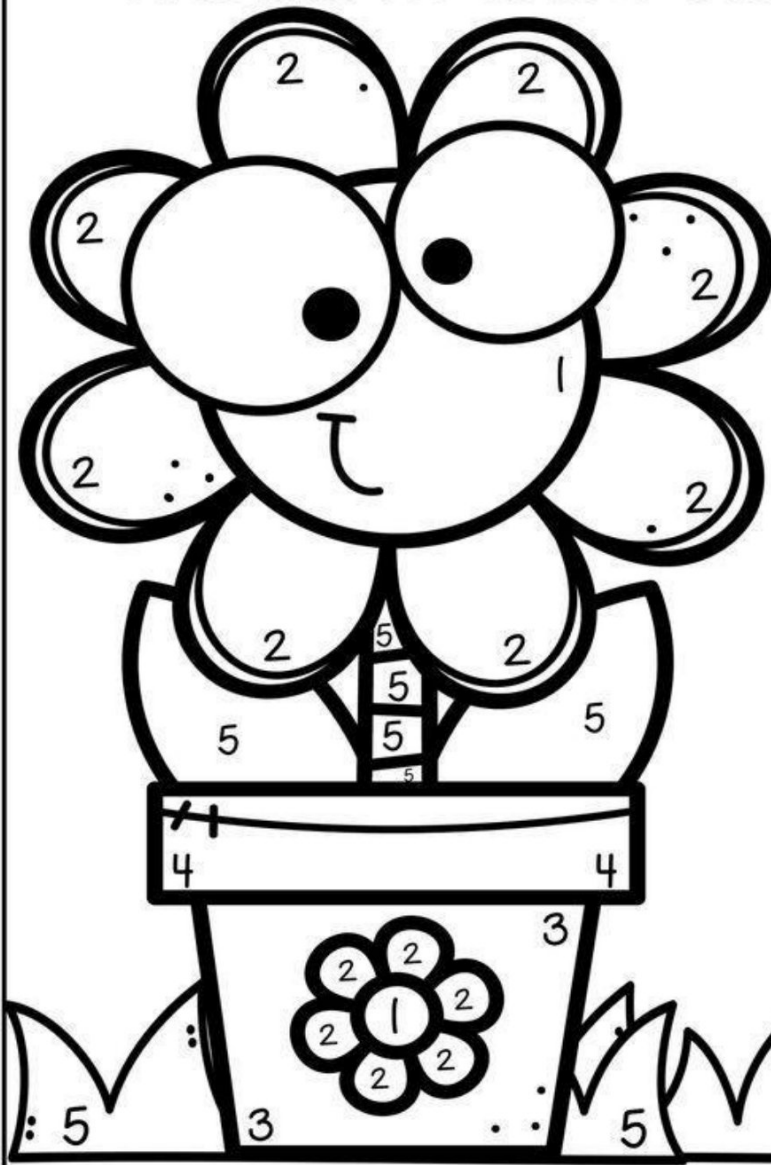
Art Worksheet




Happy Flower Name: _____

Color by Number

Directions: Use the code to color the picture.



- 1- yellow
- 2- pink
- 3- orange
- 4- purple
- 5- green
- 6- black




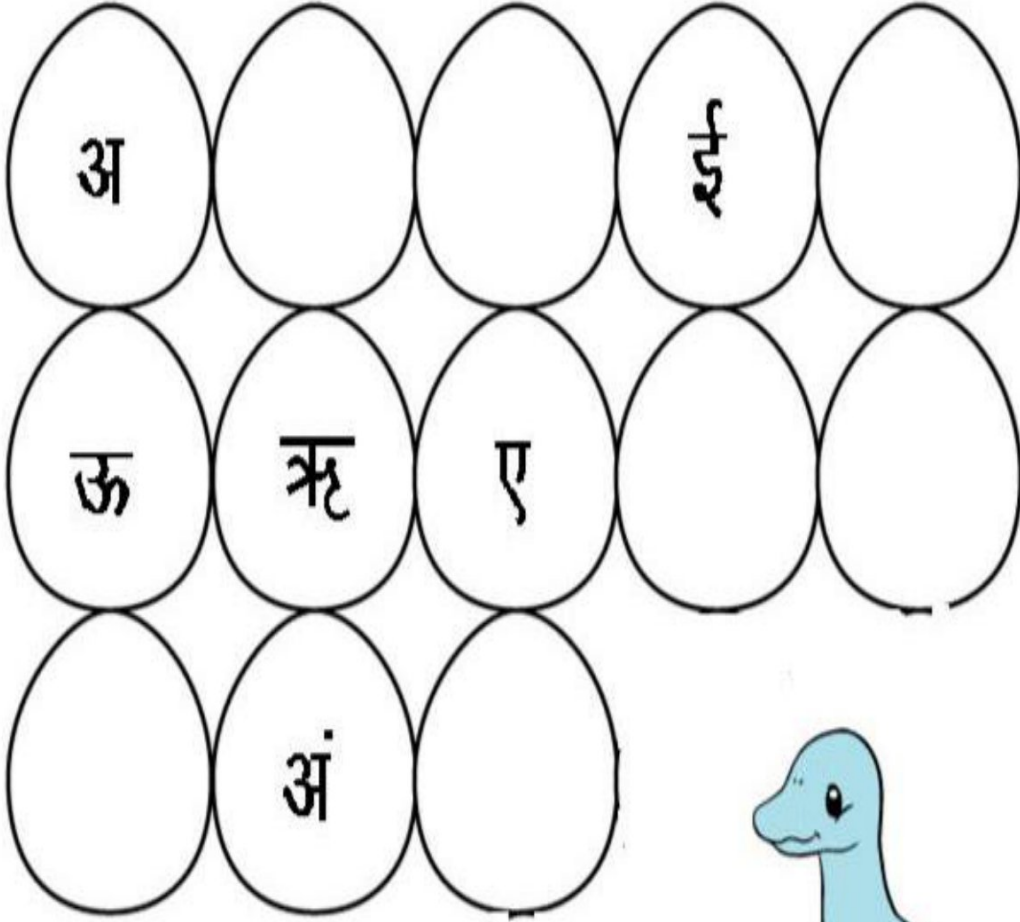
©HoorayforTK



Hindi Worksheet

स्वरमाला अभ्यास

रिक्त स्थानों को भरकर स्वरमाला पूर्ण कीजिए:



Hindi Worksheet

दो अक्षर वाले शब्दों का अभ्यास करें।

HINDI

- | | |
|-----------------|-----------------|
| • क + ल = | • त + ब = |
| • थ + ल = | • द + ल = |
| • च + ल = | • ड + र = |
| • न + ल = | • ब + ल = |
| • फ + ल = | • अ + ब = |
| • क + र = | • छ + त = |
| • न + र = | • भ + र = |
| • प + र = | • प + ल = |
| • च + र = | • ज + ल = |
| • आ + ज = | • ट + ब = |
| • स + ब = | • थ + ल = |
| • क + ब = | • ब + स = |
| • म + न = | • घ + र = |
| • च + ट = | • ह + ल = |

Hindi Worksheet

सही अक्षर पर गोला लगाओ



द त व प



ध थ प भ



द प व ह



ध व म त



न र थ प



प न म र

English Worksheet

Vowels (a , e , i ,o and u)



Fill in the missing vowel.



c _ _ t



h _ _ t



j _ _ t



c _ _ w



d _ _ g



j _ _ m



p _ _ g



b _ _ s



c _ _ n



r _ _ d



z _ _ p



f _ _ n



h _ _ n



b _ _ t



s _ _ n



f _ _ x

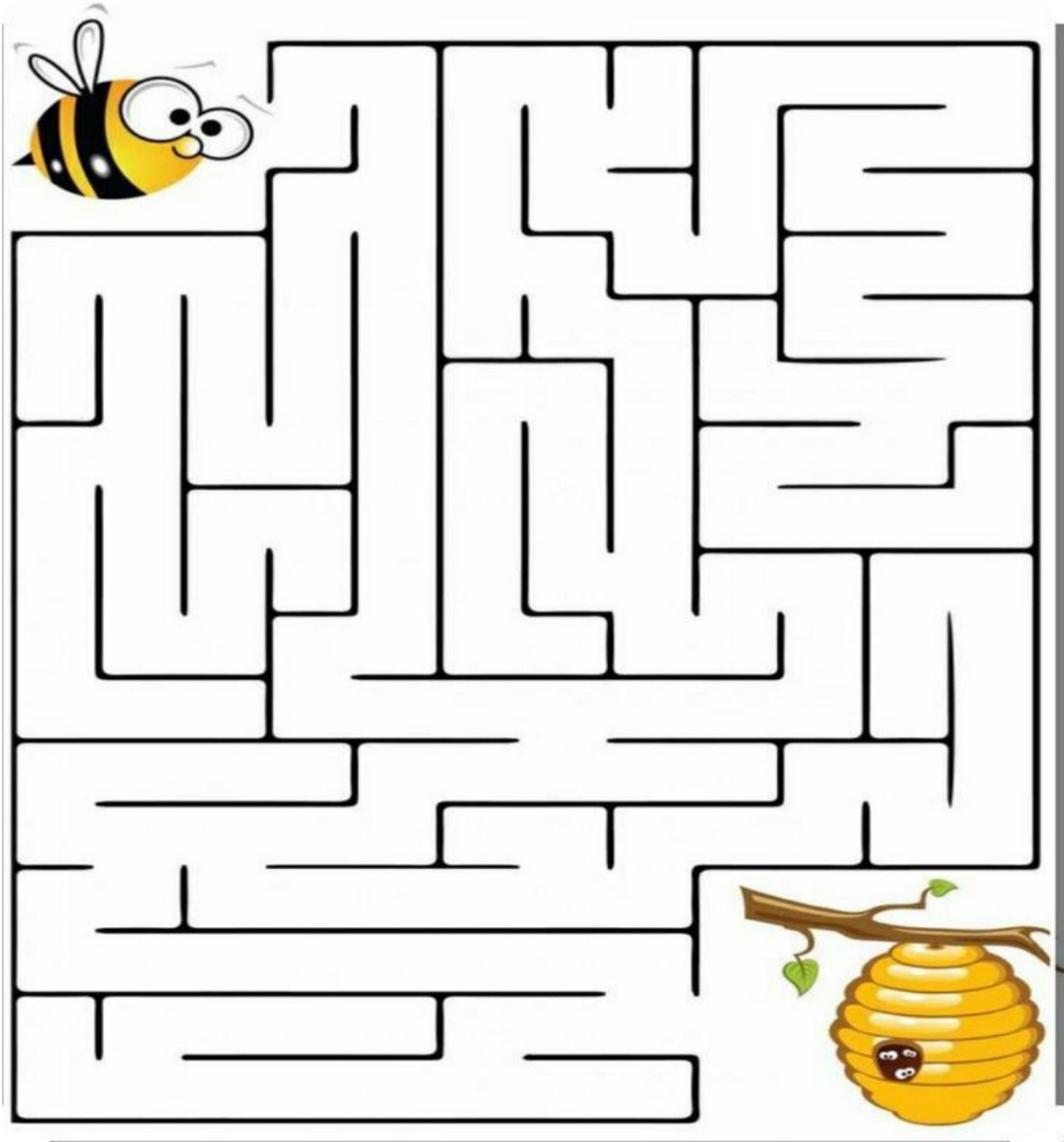
English Worksheet

Directions: Colour the rhyming balloons.

run	gun	pin	nut	sit	cab
cat	sun	man	hut	cut	but
bun	fun	fin	lot	jut	rat
pin	tin	sum	tug	dim	wig
rim	gum	mum	log	rim	him
yum	hum	son	Tim	jug	rag

Fun Worksheet

Help the bee to reach the beehive:



Fun Worksheet

Spot 5 differences:

